

Format of Holding of Specified securities

1.	Name of Listed Entity:PUNJ LLOYD LTD		
2.	Scrip Code/Name of Scrip/Class of Security:532693,PUNJLLOYD,EQUITY SHARES		
3.	Share Holding Pattern Filed under: Reg. 31(1)(a)/Reg.31(1)(b)/Reg.31(1)(c)		
	a. if under 31(1)(b) then indicate the report for quarter ending 31/03/2024		
	b. if under 31(1)(c) then indicate date of allotment/extinguishment		
4.	Declaration : The Listed entity is required to submit the following declaration to the extent of submission of information:		
	Particulars	YES	NO
a	Whether the Listed Entity has issued any partly paid up shares		NO
b	Whether the Listed Entity has issued any Convertible Securities or Warrants?		NO
c	Whether the Listed Entity has any shares against which depository receipts are issued?		NO
d	Whether the Listed Entity has any shares in locked-in?		NO
e	Whether any shares held by promoters are pledge or otherwise encumbered?		NO
5	The tabular format for disclosure of holding of specified securities is as follows :		



Table I - Summary Statement holding of specified securities


Category	Category of Shareholder	No of Shareholders	No of fully paid up equity shares held	No of Partly paid up equity shares held	No of Shares Underlying Depository Receipts	Total No of Shares Held (VII) = (IV)+(V)+(VI)	Shareholding as a % of total no of shares (As a % of (A+B+C2))	Number of Voting Rights held in each class of securities			No of Shares Underlying Outstanding convertible securities (Including Warrants)	Shareholding as a % assuming full conversion of convertible Securities (as a percentage of diluted share capital)	Number of Locked in Shares		Number of Shares pledged or otherwise encumbered		Number of equity shares held in dematerialized form	
								No of Voting Rights					Total as a % of (A+B+C)	No.	As a % of total Shares held	No.		As a % of total Shares held
								Class X	Class Y	Total								
(I)	(II)	(III)	(IV)	(V)	(VI)	(VII)	(VIII)	(IX)			(X)	(XI)	(XII)		(XIII)		(XIV)	
(A)	Promoter & Promoter Group	8	46734338	0	0	46734338	13.93	46734338	0	46734338	13.93	0	13.93	0	0.00	NA	NA	46734338
(B)	Public	245641	288861407	0	0	288861407	86.07	288861407	0	288861407	86.07	0	86.07	0	0.00	NA	NA	288840283
(C)	Non Promoter-Non Public	0	0	0	0	0	NA	0	0	0	0.00	0	NA	0	0.00	NA	NA	0
(C1)	Shares underlying DRs	0	0	0	0	0	NA	0	0	0	0.00	0	NA	0	0.00	NA	NA	0
(C2)	Shares held by Employes Trusts	0	0	0	0	0	0.00	0	0	0	0.00	0	0.00	0	0.00	NA	NA	0
	<b>Total:</b>	<b>245649</b>	<b>335595745</b>	<b>0</b>	<b>0</b>	<b>335595745</b>	<b>100.00</b>	<b>335595745</b>	<b>0</b>	<b>335595745</b>	<b>100.00</b>	<b>0</b>	<b>100.00</b>	<b>0</b>	<b>0.00</b>	<b>0</b>	<b>0.00</b>	<b>335574621</b>

*Dinesh*



Table II - Statement showing shareholding pattern of the Promoter and Promoter Group \*

Category	Category & Name of the Shareholder	PAN	No of Shareholders	No of fully paid up equity shares held	No of Partly paid-up equity shares held	No of Shares Underlying Depository Receipts	Total No of Shares Held (IV+V+VI)	Shareholding as a % of total no of shares (calculated as per SCRR, 1957 (VIII) As a % of (A+B+C2)	Number of Voting Rights held in each class of securities			No of Shares Underlying Outstanding convertible securities (Including Warrants)	Shareholding as a % assuming full conversion of convertible Securities (as a percentage of diluted share capital)	Number of Locked in Shares		Number of Shares pledged or otherwise encumbered		Number of equity shares held in dematerialized form	
									No of Voting Rights					Total as a % of (A+B+C)	No.	As a % of total Shares held	No.		As a % of total Shares held
									Class X	Class Y	Total								
(I)	(II)	(III)	(IV)	(V)	(VI)	(VII)	(VIII)	(IX)			(X)	(XI)	(XII)		(XIII)		(XIV)		
(1)	Indian																		
(a)	Individuals/Hindu undivided Family		3	1933085	0	0	1933085	0.58	1933085	0	1933085	0.58	0	0.58	0	0.00	0	0.00	1933085
	ATUL PUNJ (HUF)	AADHA4197H	1	820	0	0	820	0.00	820	0	820	0.00	0	0.00	0	0.00	0	0.00	820
	ATUL PUNJ	AAFPP1942D	1	1430540	0	0	1430540	0.43	1430540	0	1430540	0.43	0	0.43	0	0.00	0	0.00	1430540
	JYOTI PUNJ	ADEPP0943L	1	501725	0	0	501725	0.15	501725	0	501725	0.15	0	0.15	0	0.00	0	0.00	501725
(b)	Central Government/State Government(s)		0	0	0	0	0	0.00	0	0	0	0.00	0	0.00	0	0.00	0	0.00	0
(c)	Financial Institutions/Banks		0	0	0	0	0	0.00	0	0	0	0.00	0	0.00	0	0.00	0	0.00	0
(d)	Any Other		3	28514269	0	0	28514269	8.50	28514269	0	28514269	8.50	0	8.50	0	0.00	0	0.00	28514269
	PLE HYDRAULICS PRIVATE LIMITED	AAACP0030E	1	40	0	0	40	0.00	40	0	40	0.00	0	0.00	0	0.00	0	0.00	40
	SPECTRA PUNJ FINANCE PRIVATE LIMITED	AAACS3351H	1	7700000	0	0	7700000	2.29	7700000	0	7700000	2.29	0	2.29	0	0.00	0	0.00	7700000
	PT KANAHYA LAL DAYAWANTI PUNJ FOUNDATION	AAATP0913B	1	20814229	0	0	20814229	6.20	20814229	0	20814229	6.20	0	6.20	0	0.00	NA	NA	20814229
	<b>Sub-Total (A)(1)</b>		<b>6</b>	<b>30447354</b>	<b>0</b>	<b>0</b>	<b>30447354</b>	<b>9.07</b>	<b>30447354</b>	<b>0</b>	<b>30447354</b>	<b>9.07</b>	<b>0</b>	<b>9.07</b>	<b>0</b>	<b>0.00</b>	<b>0</b>	<b>0.00</b>	<b>30447354</b>
(2)	Foreign																		
(a)	Individuals (Non-Resident Individuals/Foreign Individuals)		1	814509	0	0	814509	0.24	814509	0	814509	0.24	0	0.24	0	0.00	0	0.00	814509
	SHIV PUNJ	AVIPP2692J	1	814509	0	0	814509	0.24	814509	0	814509	0.24	0	0.24	0	0.00	0	0.00	814509
(b)	Government		0	0	0	0	0	0.00	0	0	0	0.00	0	0.00	0	0.00	0	0.00	0
(c)	Institutions		0	0	0	0	0	0.00	0	0	0	0.00	0	0.00	0	0.00	0	0.00	0
(d)	Foreign Portfolio Investor		0	0	0	0	0	0.00	0	0	0	0.00	0	0.00	0	0.00	0	0.00	0
(e)	Any Other		1	15472475	0	0	15472475	4.61	15472475	0	15472475	4.61	0	4.61	0	0.00	0	0.00	15472475
	CAWDOR ENTERPRISES LIMITED	AACCC8363M	1	15472475	0	0	15472475	4.61	15472475	0	15472475	4.61	0	4.61	0	0.00	0	0.00	15472475
	<b>Sub-Total (A)(2)</b>		<b>2</b>	<b>16286984</b>	<b>0</b>	<b>0</b>	<b>16286984</b>	<b>4.85</b>	<b>16286984</b>	<b>0</b>	<b>16286984</b>	<b>4.85</b>	<b>0</b>	<b>4.85</b>	<b>0</b>	<b>0.00</b>	<b>0</b>	<b>0.00</b>	<b>16286984</b>
	<b>Total Shareholding of Promoter and Promoter Group (A)=(A)(1)+(A)(2)</b>		<b>8</b>	<b>46734338</b>	<b>0</b>	<b>0</b>	<b>46734338</b>	<b>13.93</b>	<b>46734338</b>	<b>0</b>	<b>46734338</b>	<b>13.93</b>	<b>0</b>	<b>13.93</b>	<b>0</b>	<b>0.00</b>	<b>0</b>	<b>0.00</b>	<b>46734338</b>






(f)	Investor Education and Protection Fund (IEPF)		1	2786509	0	0	2786509	0.83	2786509	0	2786509	0.83	0	0.83	0	0.00	NA	NA	2786509	0	0	0
(g)	i.Resident Individual holding nominal share capital up to Rs.2 lakhs		236228	206973703	0	0	206973703	61.67	206973703	0	206973703	61.67	0	61.67	0	0.00	NA	NA	206954625	0	0	0
(h)	ii.Resident Individual holding nominal share capital in excess of Rs. 2 Lakhs		143	40603366	0	0	40603366	12.10	40603366	0	40603366	12.10	0	12.10	0	0.00	NA	NA	40603366	0	0	0
	RAMAKRISHNA REDDY CHINTA	ABAFM5336N	1	5795100	0	0	5795100	1.73	5795100	0	5795100	1.73	0	1.73	0	0.00	NA	NA	5795100	0	0	0
(i)	NON RESIDENT INDIANS (NRIs)		3042	7242217	0	0	7242217	2.16	7242217	0	7242217	2.16	0	2.16	0	0.00	NA	NA	7240171	0	0	0
(j)	Foreign Nationals		0	0	0	0	0	0	0	0	0	0	0	0	0	0	0	0	0	0	0	0
(k)	Foreign Companies		0	0	0	0	0	0	0	0	0	0	0	0	0	0	0	0	0	0	0	0
(l)	Bodies Corporate		819	10756262	0	0	10756262	3.21	10756262	0	10756262	3.21	0	3.21	0	0.00	NA	NA	10756262	0	0	0
	Name (Xyz)		0	0	0	0	0	0	0	0	0	0	0	0	0	0	0	0	0	0	0	0
(m)	Any Other (specify)																					
	HUF		5386	11975218	0	0	11975218	3.57	11975218	0	11975218	3.57	0	3.57	0	0.00	NA	NA	11975218	0	0	0
	TRUSTS		6	41568	0	0	41568	41568	41568	41568	41568	0.01	0	0.01	0	0.00	NA	NA	41568	0	0	0
	CLEARING MEMBERS		2	101	0	0	101	0.00	101	0	101	0.00	0	0.00	0	0.00	NA	NA	101	0	0	0
	Sub Total (B)(4)		245627	280378944	0	0	280378944	41651.53	280378944	0	280378944	83.55	0	83.55	0	0	NA	NA	280357820	0	0	0
	Total Public Shareholding (B) = (B)(1)+(B)(2)+(B)(3)+(B)(4)		245641	288861407	0	0	288861407	41654.06	288861407	0	288861407	86.07	0	86.07	0	0.00	NA	NA	288840283	0	0	0



Details of the shareholders acting as persons in Concert including their Shareholding:

Name of Shareholder	Name of PAC	No of shares	Holding%
Total:			



Details of Shares which remain unclaimed may be given here along with details such as number of shareholders, outstanding shares held in demat/unclaimed suspense account

No of Shareholders

No of shares

0

0



Table IV - Statement showing shareholding pattern of the Non Promoter - Non Public Shareholder

Category & Name of the Shareholder	PAN	Nos. of Shareholders	No of fully paid up equity shares held	Partly paid-up equity shares held	Nos. of Shares Underlying Depository Receipts	Total No Shares Held (IV+V+VI)	Shareholding % calculated as per SCRR, 1957 As a % of (A+B+C2)	Number of Voting Rights held in each class of securities			No of Shares Underlying Outstanding convertible securities (Including Warrants)	Total shareholding, as a % assuming full conversion of convertible securities (as a percentage of diluted share capital)	Number of Locked in Shares		Number of Shares pledged or otherwise encumbered		Number of equity shares held in dematerialized form	
								Class X	Class Y	Total			No. (a)	As a % of total Shares held (b)	No. (a)	As a % of total Shares held (b)		
(I)	(II)	(III)	(IV)	(V)	(VI)	(VII)	(VIII)	(IX)			(X)	(XI)	(XII)		(XIII)		(XIV)	
(1) Custodian/DR Holder		0	0	0	0	0	0.00	0	0	0	0.00	0	0.00	0	0.00	NA	NA	0
(2) Employee Benefit Trust / Employee Welfare Trust under SEBI (Share Based Employee Benefits and Sweat Equity) Regulations, 2021		0	0	0	0	0	0.00	0	0	0	0.00	0	0.00	0	0.00	NA	NA	0
<b>Total Non-Promoter-Non Public Shareholding (C) = (C)(1)+(C)(2)</b>		<b>0</b>	<b>0</b>	<b>0</b>	<b>0</b>	<b>0</b>	<b>0.00</b>	<b>0</b>	<b>0</b>	<b>0</b>	<b>0.00</b>	<b>0</b>	<b>0.00</b>	<b>0</b>	<b>0.00</b>			<b>0</b>

**Note:**

(1) PAN would not be displayed on website of Stock Exchange(s).

(2) The above format needs to be disclosed along with the names of the shareholders holding 1% or more than 1% of shares of the listed entity. Column no. (XIII) is not applicable in the above format.

(3) W.r.t. the information pertaining to Depository Receipts, the same may be disclosed in the respective columns to the extent information available.






Table VI - Statement showing foreign ownership limits		
Particular	Approved Limit (%)	Limit utilized (%)
As on shareholding date	100	6.55
As on the end of previous 1st quarter	100	6.58
As on the end of previous 2nd quarter	100	6.56
As on the end of previous 3rd quarter	100	6.56
As on the end of previous 4th quarter	100	6.61

